

pco.edge 26

global shutter sCMOS camera

**true
charge domain
global shutter**

deep cooled
down to -20°C

**compact
design**

appropriate for
**long exposure
times**

high resolution
5120 x 5120 pixel



1288 
EMVA Standard Compliant

pco.

An Excelitas Technologies Brand

» sCMOS image sensor

type of sensor	global shutter scientific CMOS (sCMOS) monochrome
resolution (h x v)	5120 x 5120 active pixel
pixel size (h x v)	2.5 μm x 2.5 μm
sensor format / diagonal	12.8 mm x 12.8 mm / 18.1 mm
shutter mode	global/snapshot shutter (GS)
MTF	200 lp/mm (theoretical)
fullwell capacity	4500 e ⁻
readout noise (typ.)¹	2.3 _{med} e ⁻ / 2.5 _{rms} e ⁻
dynamic range (typ.)	66 dB
quantum efficiency	72 %
spectral range	320 nm .. 1000 nm
dark current (typ.)	0.09 e ⁻ /pixel/s @ -10 °C
DSNU	< 1 e ⁻
PRNU	< 0.9 %
anti blooming factor²	> 10 000
parasitic light sensitivity	1/10 000

» camera system

maximum frame rate @ full resolution	6 fps
exposure / shutter time	27 μs .. 60 s
dynamic range A/D	12 bit
A/D conversion factor	1.1 e ⁻ /DN
pixel data rate	187 Mpixel/s
binning horizontal	x1, x2, x4
binning vertical	x1, x2, x4
region of interest (ROI)	horizontal: steps of 8 pixel (min. 24) vertical: steps of 2 pixel (min. 8)
non linearity	< 0.6 %
cooling method	adjustable: from -20 °C to +20 °C peltier with forced air (fan) and water cooling calibration setpoint: -10 °C
trigger input signals	frame trigger, sequence trigger, programmable input (SMA connectors)
trigger output signals	exposure, busy, programmable output (SMA connectors)
data interface	USB 3.1 Gen 1
time stamp	in image (1 μs resolution)

¹ The readout noise values are given as median (med) and root mean square (rms) values, due to the different noise models, which can be used for evaluation. All values are raw data without any filtering.

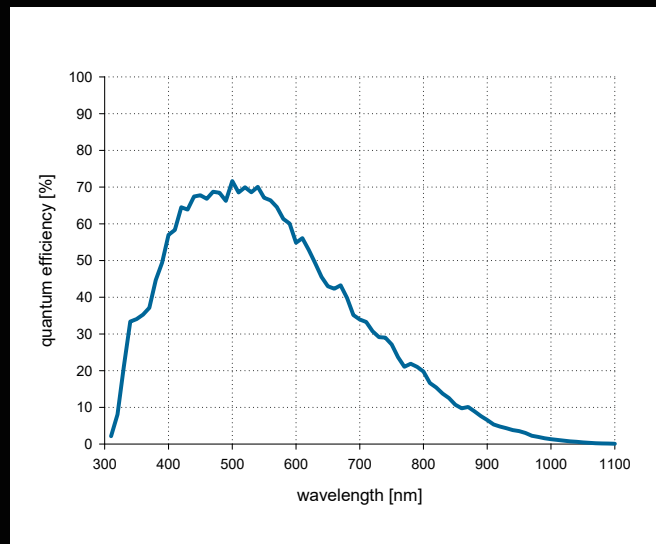
² Based on image sensor data sheet.



» general

power delivery	power over USB 3.1 Gen 1 and power connector (24 VDC +/- 10 %)
power consumption	22 W max. (typ. 10 W) over power connector and typ. 4.5 W over USB 3.1 Gen 1
weight	970 g
operating temperature	+ 10 °C .. + 40 °C
operating humidity range	10 % .. 80 % (non-condensing)
storage temperature range	- 10 °C .. + 60 °C
optical interface	F-mount, C-mount
maximum cable length	5 m
CE / FCC certified	yes

» quantum efficiency



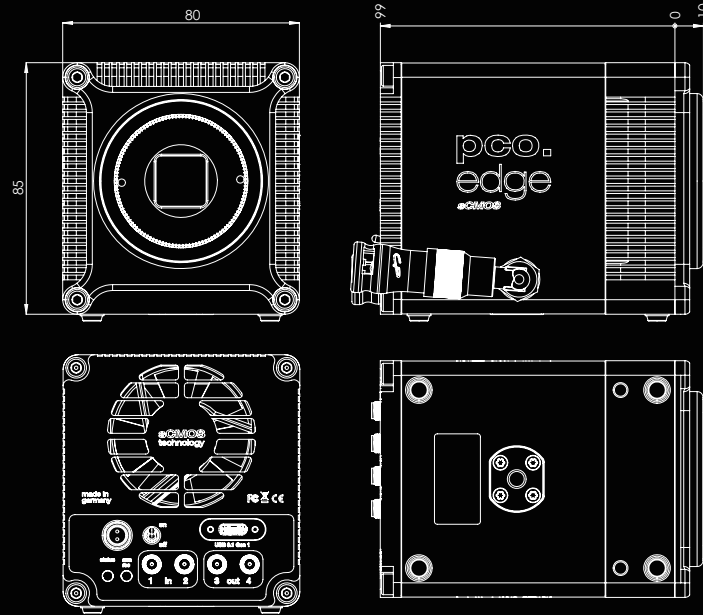
» frame rate table

5120 x 5120	6 fps
5120 x 1024	30 fps
5120 x 512	59 fps
5120 x 256	115 fps
5120 x 128	216 fps
1920 x 1080	29 fps
1600 x 1200	26 fps
1280 x 1024	30 fps
640 x 480	63 fps
320 x 240	122 fps

» benefits

- anti-vibration technology with AlphaGEL®
- sealed electronics for dust & dirt protection
- optimized airflow with 3 separate intakes
- spider-less mounting with only 6.18 mm to image plane

» dimensions



F-mount and C-mount lens adapter are changeable. All dimensions are given in millimeter.

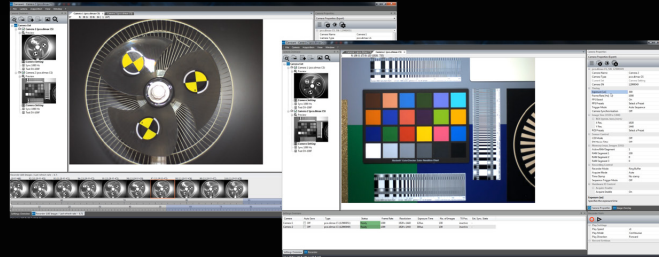
» camera view



» applications

brightfield microscopy | fluorescence microscopy | digital pathology | light sheet fluorescence microscopy (LSFM) | structured illumination microscopy (SIM) | high-speed bright field ratio imaging | high throughput screening | high content screening | biochip reading | spinning disk confocal microscopy | 3D metrology | industrial quality inspection

» software



With pco.camware you control all camera settings, the image acquisition and the storage of your image data. The pco.sdk is the complementary software development kit. It includes dynamic link libraries for user customization and integration on Windows-PC platforms. Drivers for popular third party software packages are also available for you.

All this items like pco.camware, pco.sdk and third party drivers, are free-to-download at www.pco.de.

» third party integrations



contact

pco europe

+49 9441 2005 50
info@pco.de
pco.de

pco america

+1 866 678 4566
info@pco-tech.com
pco-tech.com

pco asia

+65 6549 7054
info@pco-imaging.com
pco-imaging.com

pco china

+86 512 67634643
info@pco.cn
pco.cn



for application stories
please visit our website

pco.

An Excelitas Technologies Brand